

DECO QUARTZ


DECORATIVE RESINOUS FLOORING

Decorative colored quartz aggregates combine with resins to create a unique design while providing a slip-resistant and hard-wearing protective floor solution. These system blends are completely customizable and ideal for healthcare, laboratory, food service, locker room areas and more.


COOL BLENDS



Grey Linen



Peppered Granite




Meteor Shower




Starry Evening



Birch Bark




Midnight




Stormy Evening




Foggy Morning




Fallen Fog



Maple Pepper



Winter Sky



Ocean Waves

This reproduction approximates the actual color. Factors such as the type of product, degree of gloss, texture, size and shape of area, lighting, heat, or method of application may cause color variance. Substituting other manufacturers' colors may not be representative of our blends. Contact your Sherwin-Williams representative for details.

United States & Canada

sherwin-williams.com/resin-flooring
swflooring@sherwin.com

©2021 The Sherwin-Williams Company
High Performance Flooring
PM-AD0120-CC 3/21


DECO QUARTZ

DECORATIVE RESINOUS FLOORING


WARM BLENDS




Coconut Sugar



Cashmere



Fuzzy Wool



Spiced Rice Cake



Sandstorm



Coastal Plain




Warm Beach




Cinnamon Coffee




Caramel Brulee



Cardamom



Fall Foliage



Cayenne

This reproduction approximates the actual color. Factors such as the type of product, degree of gloss, texture, size and shape of area, lighting, heat, or method of application may cause color variance. Substituting other manufacturers' colors may not be representative of our blends. Contact your Sherwin-Williams representative for details.

United States & Canada

sherwin-williams.com/resin-flooring
swflooring@sherwin.com

©2021 The Sherwin-Williams Company
High Performance Flooring
PM-AD0120-CC 3/21