

STANDARD INDUSTRIAL COLORS


We offer a wide range of flooring systems for virtually any industrial application — from warehouses to parking decks to food service operations. Our systems are designed to minimize your downtime while giving you the performance you demand. But specifying the right color can be as important as selecting the appropriate coating. Color can improve employee morale, enhance your image, increase productivity and contribute to the safety of your employees. Sherwin-Williams strives to provide the products you need in the color you require. In addition to the standard colors identified here, custom colors are also available.



Charcoal (53)




Steel Gray (54)



Bone White (55)




Silver Gray (56)



Parchment (62)



Royal Blue (69)



Pewter (71)



Classic Tile Red (74)



Caramel (75)

Also available in 654 White (59) and 776 Black (61). Computerized custom color matching available upon request.

This reproduction approximates the actual color. Factors such as the type of product, degree of gloss, texture, size and shape of area, lighting, heat or method of application may cause color variance. Contact your Sherwin-Williams representative for details.

THE SHERWIN-WILLIAMS DIFFERENCE

Sherwin-Williams High Performance Flooring delivers world-class industry subject matter expertise, unparalleled technical and specification service, and unmatched regional commercial team support to our customers around the globe.

United States & Canada

sherwin-williams.com/protective
swflooring@sherwin.com