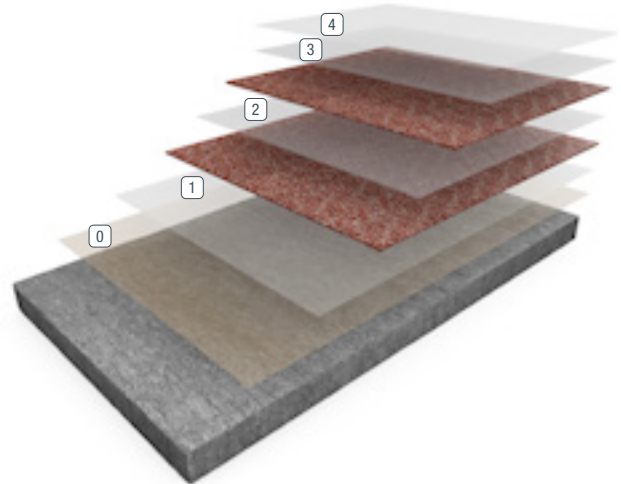


RESUFLOOR™ DECO QUARTZ DB23

Sherwin-Williams Resufloor Deco Quartz DB23 is a nominal 1/8" system that uses decorative colored quartz aggregates, high-solids epoxy resins, and chemical-resistant grout and topcoats to form a protective surface that is aesthetically pleasing; durable; and slip, wear, and stain resistant.



- ① Optional Primer
- ② First Broadcast
- ③ Second Broadcast
- ④ Grout Coat
- ⑤ Topcoat

BENEFITS

- Aesthetically pleasing appearance
- Limitless color options
- Durable, wear- and slip-resistant
- Chemical- and stain-resistant
- Fiberglass scrim option for maximum tensile strength and crack isolation
- Optional waterproofing and/or membrane
- Can be applied vertically (integrated cove base)

USES

- Commercial kitchens (areas where temperature will not exceed 160°F in service)
- Animal care
- Clean rooms
- Pharmaceuticals
- Locker and restrooms
- Packaging and storage areas



FEATURED COLORS




Blue Slate




Night Sky



New Granite



Brisket



Brindle



Americano




Lagoon



Autumn Spice




Seascape



Redwood



Mud Pie



Grassland

Unlimited standard and custom blends available. Please see Deco Quartz Color Cards for the extensive collection of standard blends or use our Flooring Visualizer Tool to create your own custom blend at floorvisualizer.sherwin-williams.com. This reproduction approximates the actual color. Factors such as the type of product, degree of gloss, texture, size and shape of area, lighting, heat or method of application may cause color variance. Contact your Sherwin-Williams representative for details.

ABOUT CHEMICAL RESISTANCE

Sherwin-Williams High Performance Flooring offers a broad range of systems to accommodate nearly every industrial, commercial and institutional setting. Each flooring system includes a standard chemical-resistant topcoat or surface proven to perform under typical conditions.

Important considerations:

- The combination of cleaning solutions, sanitizing chemicals, processing substances and products found in any operational setting is unique.
- Knowing exactly which materials are present – as well as their concentrations and typical exposure times before cleanup – is critical for proper flooring system selection.
- During the specification process, a flooring system’s standard chemical-resistant topcoat may get replaced with one better suited to unique facility conditions.

The ability of a flooring system to perform as designed relies heavily on proper selection. Matching each use case with the right chemical-resistant flooring is key to a having a facility looking great and functioning at peak level over the long term.

See our Chemical Resistance Guide and other technical resources on our website. Connect with a Sherwin-Williams High Performance Flooring expert for help with specifying an optimal flooring system for your facility.

TYPICAL PHYSICAL PROPERTIES

Color	Pre-blended standard colors Custom color blends available
Shore D Hardness ASTM D2240	80-85 @ 0 sec 75-80 @ 15 sec
Compressive Strength ASTM D695	13,500 psi
Tensile Strength ASTM D2370	8,000 psi
Abrasion Resistance ASTM D 4060, CS-17 Wheel, 1,000 cycles	5.1 mg/loss Result based on independent lab testing of Resutile HTS™
Adhesion to Concrete ASTM D4541	450 psi (concrete failed)
Adhesion to Concrete ASTM D7234	732 psi (concrete failed)
Flammability ASTM D635	182 mm/min

THE SHERWIN-WILLIAMS DIFFERENCE

Sherwin-Williams High Performance Flooring delivers world-class industry subject matter expertise, unparalleled technical and specification service, and unmatched regional commercial team support to our customers around the globe.

United States & Canada

sherwin-williams.com/resin-flooring
swflooring@sherwin.com